


Millcentric® Plug Valve

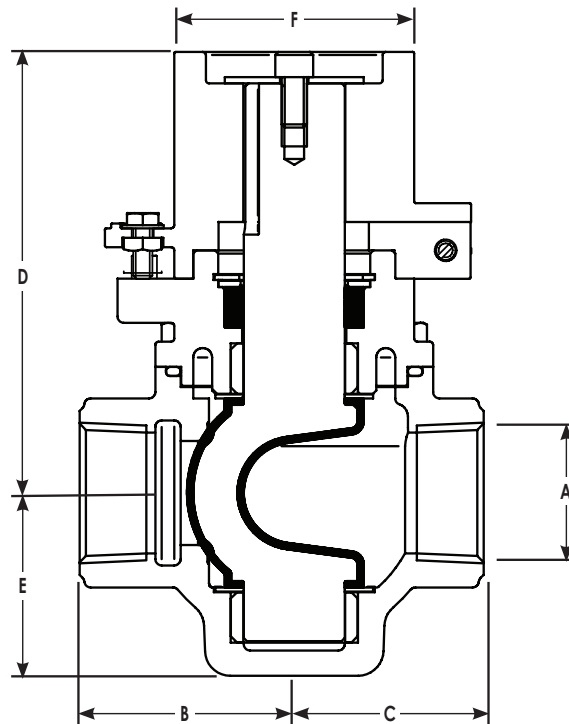
MILLIKEN®



The Milliken Millcentric 2-Way Plug Valve is used for the isolation and control of a wide range of applications from Water and Wastewater to slurries powder, air and other mediums. The Milliken Millcentric Plug Valve carries the normal Milliken quality, value and reliability.

PRODUCT FEATURES

- ½" (DN15) – 72" (DN1800).
- Conforms to AWWA C517.
- Available flanged to PN10, PN16, PN25 or ANSI B16.1 Class 125.
- Wide variety of Plug Elastomers and Body Linings to suit a range of applications.
- Can be used for Isolation and/or flow control.
- Welded Nickel Seat for durability.
- Manual, Gear or Motor operated.
- Bi-directional.
- Ductile Iron and Stainless Steel versions available.



DIMENSIONS - THREADED ENDS PN16 - inches (mm)

Valve Size	A-NPT	B	C	D	E	F	Weight-lbs (kg)
½" (DN15)	½ (13)	2 ⅛ (54)	1 ⅞ (48)	4 ⅜ (111)	1 ⅜ (46)	2 (51)	6.6 (3.02)
¾" (DN20)	¾ (19)	2 ⅛ (54)	1 ⅞ (48)	4 ⅜ (111)	1 ⅜ (46)	2 (51)	6.5 (2.97)
1" (DN25)	1 (25)	2 ⅛ (54)	1 ⅞ (48)	4 ⅜ (111)	1 ⅜ (46)	2 (51)	6.4 (2.92)
1 ¼" (DN35)	1 ¼ (32)	3 (76)	2 ½ (64)	5 (127)	2 ½ (64)	2 (51)	11.7 (5.32)
1 ½" (DN40)	1 ½ (38)	3 (76)	2 ½ (64)	5 (127)	2 ½ (64)	2 (51)	11.5 (5.22)
2" (DN50)	2 (51)	3 (76)	2 ½ (64)	5 (127)	2 ½ (64)	2 (51)	10.9 (4.96)

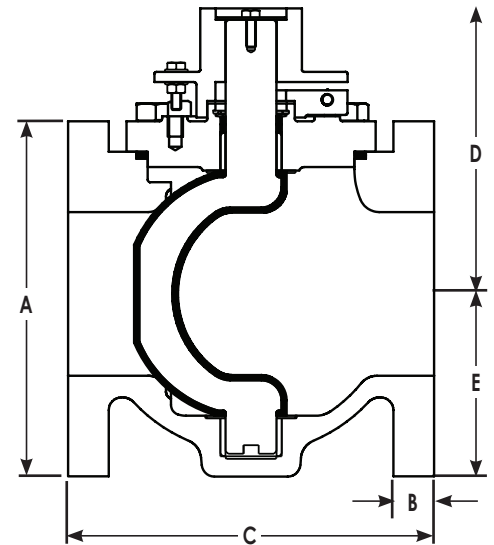
Note: Drawings are for information purposes only; please request certified drawings before preparing piping drawings.
•BSP taper threaded ends available to order and subject to minimum quantities.

Millcentric® Plug Valve

MILLIKEN

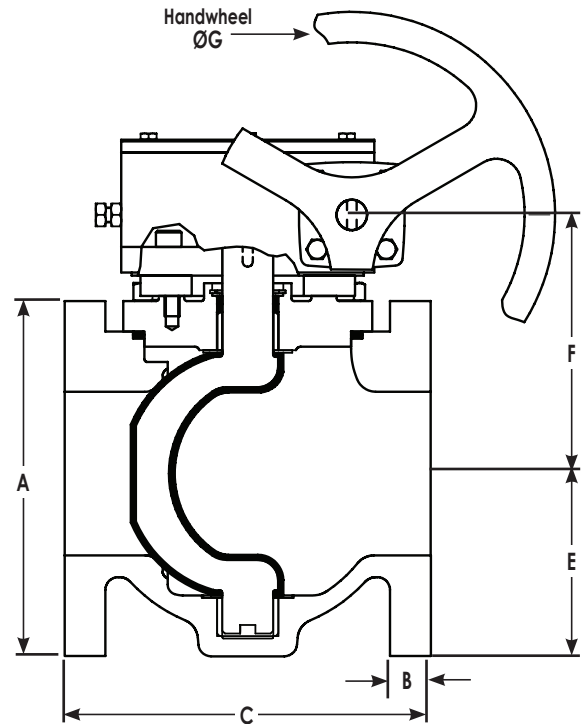
DIMENSIONS - FLANGED END PN10/16 inches (mm)

Valve Size	A	B	C	D	E	F	ØG
2" (DN50)	6 (152)	3/4 (20)	7 (178)	5 (127)	3 (78)	5 3/8 (137)	-
2 1/2" (DN65)	7 (178)	3/4 (20)	7 1/2 (191)	6 3/16 (157)	3 1/2 (89)	5 3/8 (137)	6 (152)
3" (DN80)	7 1/2 (191)	7/8 (22)	8 (203)	6 3/16 (157)	3 3/4 (95)	5 1/2 (142)	6 (152)
4" (DN100)	9 (229)	15/16 (24)	9 (229)	7 1/4 (184)	4 1/2 (114)	6 1/4 (160)	6 (152)
5" (DN125)	10 (254)	1 1/32 (26)	10 (254)	8 3/4 (221)	5 3/4 (146)	7 9/16 (192)	6 (152)
6" (DN150)	11 (279)	1 1/32 (26)	10 1/2 (267)	8 3/8 (213)	5 3/4 (146)	7 9/16 (192)	6 (152)
8" (DN200)	13 1/2 (343)	1 3/16 (30)	11 1/2 (292)	10 3/8 (271)	7 5/8 (194)	9 5/8 (245)	12 (305)
10" (DN250)	16 (406)	1 1/4 (32)	13 (330)	-	8 7/8 (226)	11 5/8 (295)	12 (305)
12" (DN300)	19 (483)	1 1/4 (32)	14 (356)	-	10 (254)	13 5/16 (338)	12 (305)
14" (DN350)	21 (533)	1 3/8 (35)	17 (432)	-	13 (330)	15 (381)	18 (457)
16" (DN400)	23 (591)	1 1/2 (36)	17 3/4 (451)	-	14 (356)	15 7/8 (402)	18 (457)
18" (DN450)	25 (635)	1 5/8 (40)	21 1/2 (546)	-	15 (381)	17 (432)	18 (457)
20" (DN500)	27 1/2 (699)	1 11/16 (43)	23 1/2 (597)	-	16 (406)	20 7/16 (519)	18 (457)
24" (DN600)	32 (813)	1 7/8 (48)	42 (1067)	-	21 5/8 (549)	22 7/8 (581)	24 (610)
28" (DN700)	38 3/4 (984)	2 1/8 (54)	51 (1295)	-	24 3/4 (629)	27 5/8 (701)	24 (610)
32" (DN800)	38 3/4 (984)	2 3/8 (60)	51 (1295)	-	24 3/4 (629)	27 5/8 (701)	24 (610)
36" (DN900)	46 (1168)	2 5/8 (67)	60 (1524)	-	29 (737)	33 (838)	24 (610)
40" (DN1000)	53 (1346)	2 5/8 (67)	72 (1829)	-	29 (737)	37 5/8 (956)	30 (762)



DIMENSIONS - FLANGED END PN25 inches (mm)

Valve Size	A	B	C	E	F	ØG
2 1/2" (DN65)	7 1/2 (191)	1 1/16 (27)	9 1/2 (241)	3 1/2 (89)	6 (152)	6 (152)
3" (DN80)	8 1/4 (210)	1 1/8 (28)	11 1/16 (282)	3 3/4 (95)	6 7/8 (175)	6 (152)
4" (DN100)	10 (254)	1 1/4 (32)	12 (305)	4 1/2 (114)	7 (178)	6 (152)
5" (DN125)	11 (279)	1 3/8 (35)	15 (381)	5 3/4 (146)	8 5/16 (211)	6 (152)
6" (DN150)	12 1/2 (318)	1 1/2 (36)	15 7/8 (402)	5 3/4 (146)	8 5/16 (211)	6 (152)
8" (DN200)	15 (381)	1 5/8 (41)	16 1/2 (419)	8 1/4 (210)	10 1/8 (257)	12 (305)
10" (DN250)	17 1/2 (445)	1 7/8 (48)	18 (457)	8 7/8 (226)	13 7/8 (353)	12 (305)
12" (DN300)	20 1/2 (521)	2 (51)	19 3/4 (502)	10 (254)	14 3/4 (375)	12 (305)
14" (DN350)	23 (584)	2 1/8 (54)	18 1/2 (470)	13 (330)	15 1/16 (383)	18 (457)
16" (DN400)	25 1/2 (648)	2 1/4 (57)	19 3/8 (492)	14 (356)	15 7/8 (402)	18 (457)
18" (DN450)	28 (711)	2 3/8 (60)	23 1/16 (587)	15 (381)	17 (432)	18 (457)
20" (DN500)	30 1/2 (775)	2 1/2 (63)	25 (635)	16 (406)	20 7/16 (519)	18 (457)
24" (DN600)	36 (914)	2 3/4 (70)	42 7/8 (1089)	21 5/8 (549)	22 7/8 (581)	24 (610)
28" (DN700)	43 (1092)	3 (76)	51 7/8 (1318)	24 3/4 (629)	27 5/8 (701)	24 (610)
32" (DN800)	43 (1092)	3 (76)	51 7/8 (1318)	24 3/4 (629)	27 5/8 (701)	24 (610)
36" (DN900)	50 (1270)	3 3/8 (86)	61 (1549)	29 (737)	33 (838)	24 (610)
40" (DN1000)	52 (1320)	2 1/2 (63)	72 (1829)	29 (737)	37 5/8 (956)	30 (762)



WEIGHT - lbs (kg)

Valve Size	2" (DN50)	2 1/2" (DN65)	3" (DN80)	4" (DN100)	5" (DN125)	6" (DN150)	8" (DN200)	10" (DN250)	12" (DN300)
Flanged Ends - PN10/16	18 (8.2)	31 (14)	40 (18)	70 (32)	106 (48)	115 (52)	190 (86)	344 (156)*	441 (200)*
Flanged Ends - PN25	-	40 (18)	79 (36)	119 (54)	161 (73)	170 (77)	275 (125)	399 (181)	591 (268)

Valve Size	14" (DN350)	16" (DN400)	18" (DN450)	20" (DN500)	24" (DN600)	28" (DN700)	32" (DN800)	36" (DN900)	40" (DN1000)
Flanged Ends - PN10/16	906 (411)	1030 (467)	1356 (615)	1880 (853)	3801 (1724)	5201 (2359)	5201 (2359)	6951 (3153)	10161 (4609)
Flanged Ends - PN25	981 (445)	1124 (510)	1389 (830)	2055 (934)	4160 (1887)	5701 (2586)	5701 (2586)	7670 (3479)	9845 (4475)

Note: Drawings are for information purposes only; please request certified drawings before preparing piping drawings.

•DN250 and larger have gear operator as standard.

•Dimensions for DN1000 and larger available on request.

* Weight includes gear operator



Copyright © 2016 Henry Pratt Company, LLC. All Rights Reserved.

The trademarks, logos and service marks displayed in this document herein are the property of Henry Pratt Company, LLC, its affiliates or other third parties. These products are intended for use in potable water applications. Please contact your Pratt Sales or Customer Service Representative concerning any other application(s).