


Mueller Resilient Wedge Gate Valves



For reliable performance and
long service life— Certified to ANSI/NSF 61

Mueller Co.

Mueller® Resilient Wedge Gate Valve

2"-12" sizes*

10-YEAR
LIMITED
WARRANTY

Triple O-rings & Dirt Seal— A dirt seal at the top keeps out debris. Two O-rings above the stem thrust collar bearing area isolate it from ground contaminants, and one below isolates it from the waterway. The upper two O-rings and the dirt seal can easily be replaced in the line while the valve is under pressure in the fully open position.

Forged bronze one piece stem and thrust collar—

This time-tested Mueller design has two thrust washers and has repeatedly proven its superior strength over cast stems.

Bronze stem nut— The nut is electrically isolated from the iron in the wedge for corrosion resistance. The nut is held tightly in place to resist stem binding.

O-ring— Provides superior bonnet seal.**

Polymer wedge guide bearing caps—

Provide bearing surface between the encapsulated wedge and the interior epoxy coating, lowering operating torque and extending service life of the valve.

Oversized, full port opening, smooth waterway—

The bottom of the waterway has no grooves or recesses to collect sediment or debris and compromise the seal. Accommodates full-sized shell cutters with ample clearance during tapping operations.

Mueller® PRO-GARD™ Epoxy Coating System—

The superior fusion-bonded (thermosetting) powder epoxy covers the interior and exterior with a thickness of 10 mils nominal. The powder epoxy coating fully complies with ANSI/AWWA Standard C550.

Integral legs— Flats cast in the bottom of the valve body let the valve stand upright in storage or during installation.

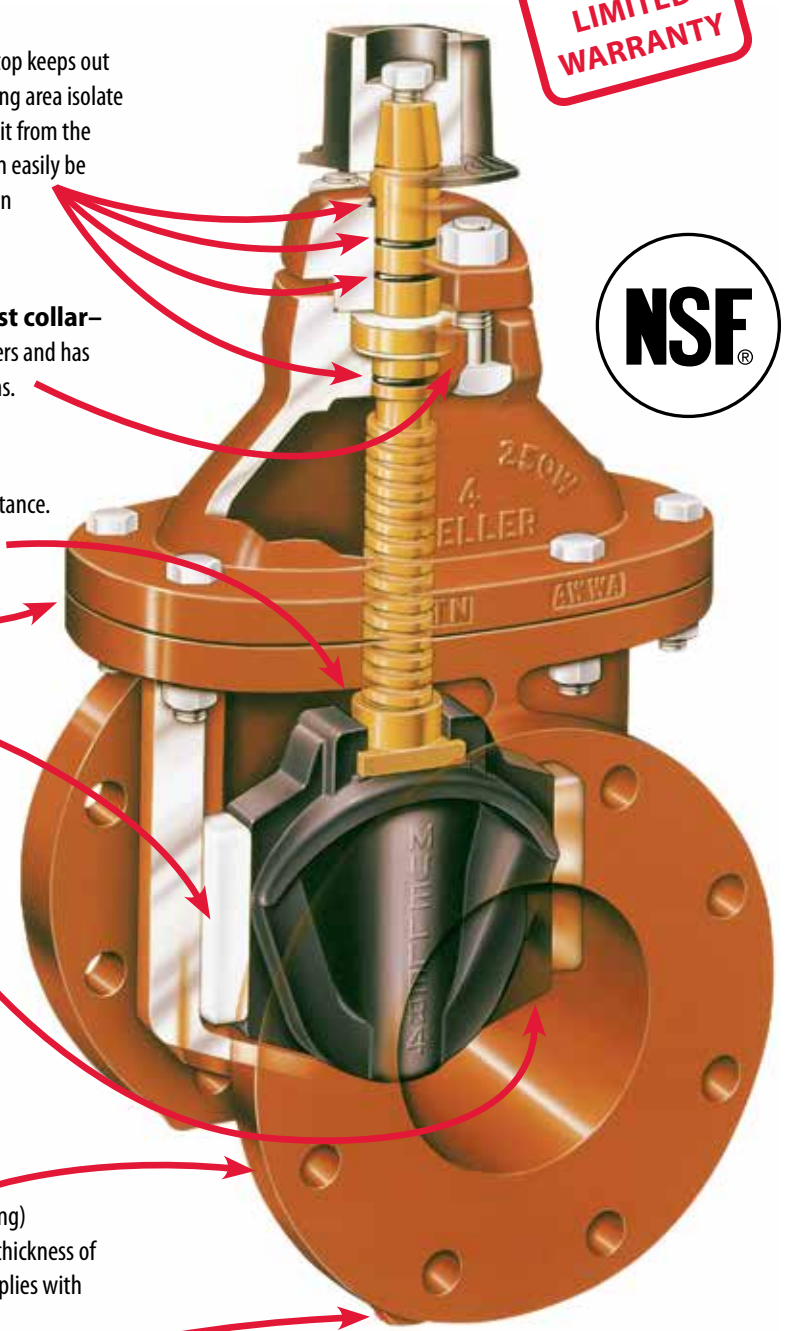
Triple Listed

- Valve fully complies with **AWWA C509**
- Listed by **Underwriters Laboratory Inc.** and **ULC**
- Approved by **Factory Mutual Corp.**

*Contact Mueller for sizes up to 54"

**2"- 3" valves use flat bonnet flange gasket

NSF®



Optimized design for consistent performance and long-lasting corrosion resistance

■ The Mueller® 2360 Series Resilient Wedge Gate Valve is a symmetrical design with refinements to enhance reliability and service life. Special features protect critical areas of the valve from damage, wear and corrosion. The entire valve is certified to ANSI/NSF Standard 61.

100% elastomer-encapsulated symmetrical wedge

The iron wedge is completely encapsulated by an elastomer, without thin spots or voids. There are no uncoated or weak places for corrosion to start or for the elastomer to begin to peel away.

Extra-long guides stabilize the wedge and prevent binding. Polymer bearing caps protect the wedge guides and interior epoxy coating from damage or wear, even after thousands of cycles under full differential pressure and flow.

The shape of the iron wedge casting and the elastomeric encapsulation are specially designed to provide a positive stop, without overstressing the elastomer or epoxy lining. This avoids splitting the elastomeric encapsulation or crushing the epoxy, and the operator is given positive feedback indicating when the valve is fully closed. It also assures a consistent number of turns to operate the valve.

Superior powder epoxy coating

The valve is covered inside and out with Mueller® PRO-GARD™ Epoxy Coating, an exceptional fusion-bonded powder epoxy.



The powder epoxy protective coating acts as a physical, chemical and electrical barrier between the valve's base metal and the surroundings.

Mueller products receive our PRO-GARD powder epoxy coating.



Mueller® PRO-GARD™ Epoxy Coating is suitable for field overcoating and touch-up with proper sanding and surface preparation. The powder epoxy is non-toxic and imparts no taste to water.

Strength, selection and versatility

The valve is rated at 250 psig working pressure, 25% higher than that stipulated by the AWWA standard, and hydrostatically shell tested at 500 psig. The computer-aided design allows all areas of the valve to be optimized for strength, removing excess weight. Yet the valve includes Mueller's extra-strength safety factors that surpass the minimums set by AWWA standards. The 2360 series valve fully complies with AWWA C509.

End connections include combinations of flanged, mechanical joint, slip-on, radial and threaded. Most end connections are available in the full range of sizes from 2" through 12". Tapping, cut-in, post indicator (PIV), and OS&Y valves are also offered. The valve can be installed in any position.

Resilient wedge gate valves are carefully packaged and palletized prior to shipment, helping assure the valves with their powder epoxy coating arrive to you undamaged.

Mueller plant has ISO 9001 certification

The valve manufacturing facility in Chattanooga is ISO rated – your assurance of quality products and services.

Resilient wedge valves up to 54" are available

Refer to the Mueller Water Products Catalog for information about Mueller® 2361 Series™ Ductile Iron Resilient Wedge Valves 14"-54". These larger valves share many of the same features contributing to easy operation, enhanced reliability and long service life as the 2360 Series valves described in this brochure.

Styles and sizes

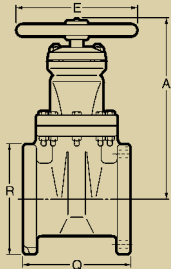
DIMENSIONS FOR MUELLER® RESILIENT WEDGE GATE VALVE — INCHES
(Refer to catalog for dimensions of valves 14" - 54")

The Mueller® 2360 Series Resilient Wedge Gate Valve 2"-12" is available as a non-rising stem (NRS) valve in 2"-12" sizes ("A" catalog number prefix), and as an OS&Y valve in 2-1/2"-16" sizes ("R" prefix). It is also available in tapping ("T" prefix) and cut-in ("C" prefix) valve styles. ▲ NOTE: All valves with mechanical joint ends are available with or without accessories.

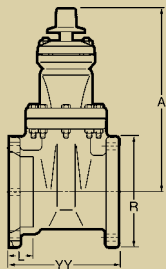
A UL/FM post indicator style valve ("P" prefix) in 4"-16" sizes and selected types of end connections is available (also as a tapping valve—"I" prefix).

Resilient wedge valves with flange x flange (14"-54" sizes), MJ x flange and MJ x MJ ends (14"-48" sizes), and slip-on x slip-on and slip-on x flange (14" and 16" sizes) are offered with many of the features described in this brochure, but may vary in design details.

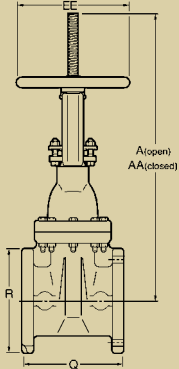
Dimensions*	Valve size — Nominal sizes							
	2"	2-1/2"	3"	4"	6"	8"	10"	12"
A NRS	9.88	12.38	12.38	14.19	18.00	21.50	25.50	28.62
OS&Y Open	—	20.33	20.16	23.63	30.00	37.37	47.00	53.50
E Diameter of handwheel	6.00	6.00	8.00	11.00	13.00	14.00	16.00	16.00
F Depth of socket	—	—	—	3.70	3.70	3.70	3.89	3.89
H Radial — end-to-end	10.25	10.75	11.75	13.43	15.91	18.40	—	—
I Depth of socket	3.50	3.69	4.12	4.46	5.46	6.20	—	—
K MJ — end-to-end	8.50	—	9.62	10.00	11.60	12.68	14.88	15.00
L Depth of socket	2.50	—	2.50	2.50	2.50	2.50	2.50	2.50
Q Flanged — face-to-face	7.00	7.50	8.00	9.00	10.50	11.50	13.00	14.00
R Outside diameter	6.00	7.00	7.50	9.00	11.00	13.50	16.00	19.00
V Threaded end-to-end	5.88	5.88	6.88	—	—	—	—	—
AA OS&Y Closed	—	16.53	16.32	18.94	23.22	28.60	35.75	40.50
BB Slip-on — end-to-end	—	—	—	12.81	14.96	17.94	—	18.70
CC Depth of socket	—	—	—	4.12	4.38	5.62	5.62	5.62
EE OS&Y Handwheel diameter	—	7.00	7.00	10.00	12.00	14.00	16.00	16.00
FF AG x AG — end-to-end	—	—	—	12.68	15.12	16.94	18.06	18.90
AG x Fig — end-to-end	—	—	—	10.93	12.90	14.28	15.58	16.51
AG x MJ — end-to-end	—	—	—	11.34	13.37	14.81	16.40	16.87
KK Restraint — connection assy.	—	—	—	2.75	3.75	3.75	3.75	3.75
YY MJ x Flg. — end-to-end	8.39	—	8.80	9.50	11.06	12.09	13.94	14.50
GGG Slip-on x Flg. — end-to-end	—	—	—	10.91	12.73	14.72	15.75	16.35
Turns to open — NRS	8	11	11	14	20.5	26.5	33	38.5
OS&Y	—	11	11	14	20.5	27	33.5	39
Weight* — Flg. x Flg.	37	71	73	95	154	250	402	502
MJ x Flg.**	—	—	—	115	168	275	418	526
MJ x MJ**	40	—	83	120	186	280	436	546
Slip-on x Flg.	—	—	—	92	152	250	405	526
Slip-on x Slip-on	—	—	—	90	151	247	392	513
Rad. x Rad.	35	65	67	96	155	260	—	—
Thd. x Thd.	31	60	62	—	—	—	—	—
AG x AG	—	—	—	119	162	256	380	475
AG x Fig	—	—	—	107	149	225	365	450
AG x MJ	—	—	—	108	169	294	395	565



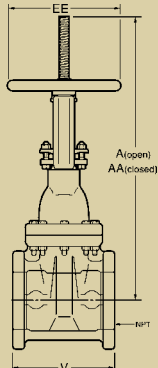
Flange x Flange
A-2360-8



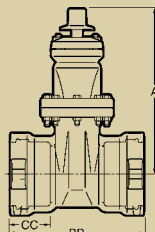
Mechanical Joint x Flange
A-2360-16▲▲
T-2360-16 (Tapping Valve)▲▲



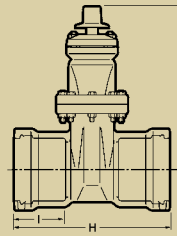
OS&Y
Flange x Flange
R-23660-6



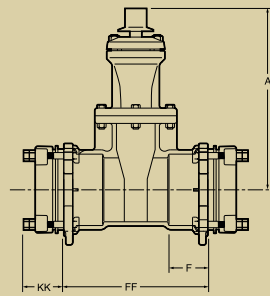
OS&Y
Threaded x Threaded
R-2360-8



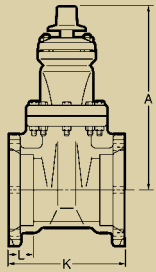
Slip-on x Slip-on
A-2360-38+▲▲



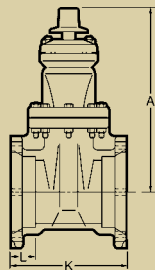
Radial x Radial
A-2360-37



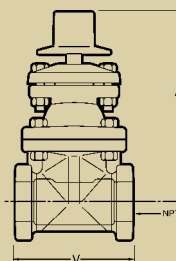
AquaGrip x AquaGrip
A-2361-77***



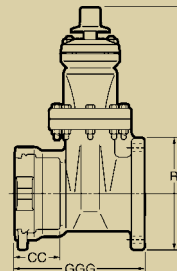
Mechanical Joint x
Mechanical Joint
A-2360-20▲▲
A-2360-25 (w/ transition gaskets)



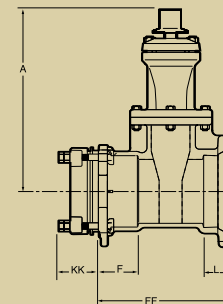
D-150 Mechanical Joint x
D-150 Mechanical Joint
C-2360-54 (Duck Tipped)++
C-2360-55 (Plain Tipped)++



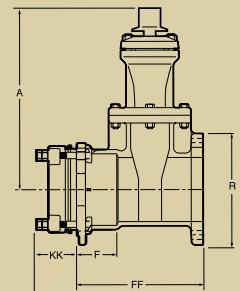
Threaded x Threaded
A-USPO-8



Slip-on x Flange
A-2360-41+▲▲



AquaGrip x Mechanical Joint
A-2361-78***



AquaGrip x Flange
A-2361-76***



Customer Service – Decatur, IL
Water Division: 1-800-423-1323
www.muellercompany.com

email: moreinfo@muellercompany.com
Canada – Mueller Canada Inc., Barrie, Ontario 1-705-719-9965

All products must be installed and maintained in accordance with applicable instructions and/or standards.

Copyright Mueller Co., Chattanooga, TN – 2013

Printed in USA

▲ Specialty valve styles not illustrated.

+ Socket depths have been increased on the slip-on style to enhance the pipe joint.

▲▲ Also available without accessories or gaskets.

++ Bonding screws optional.

○ All sizes "R" prefix valves are 2360 Series.

*** Valves with AquaGrip connections are thin-wall ductile iron per ANSI/AWWA C515.